

Domestic Division Business Report

May 20, 2025

General Manager of Domestic Business Division
Kiyotaka Yoshioka

Domestic Division - Comparison with forecasts

(¥ 100 million)

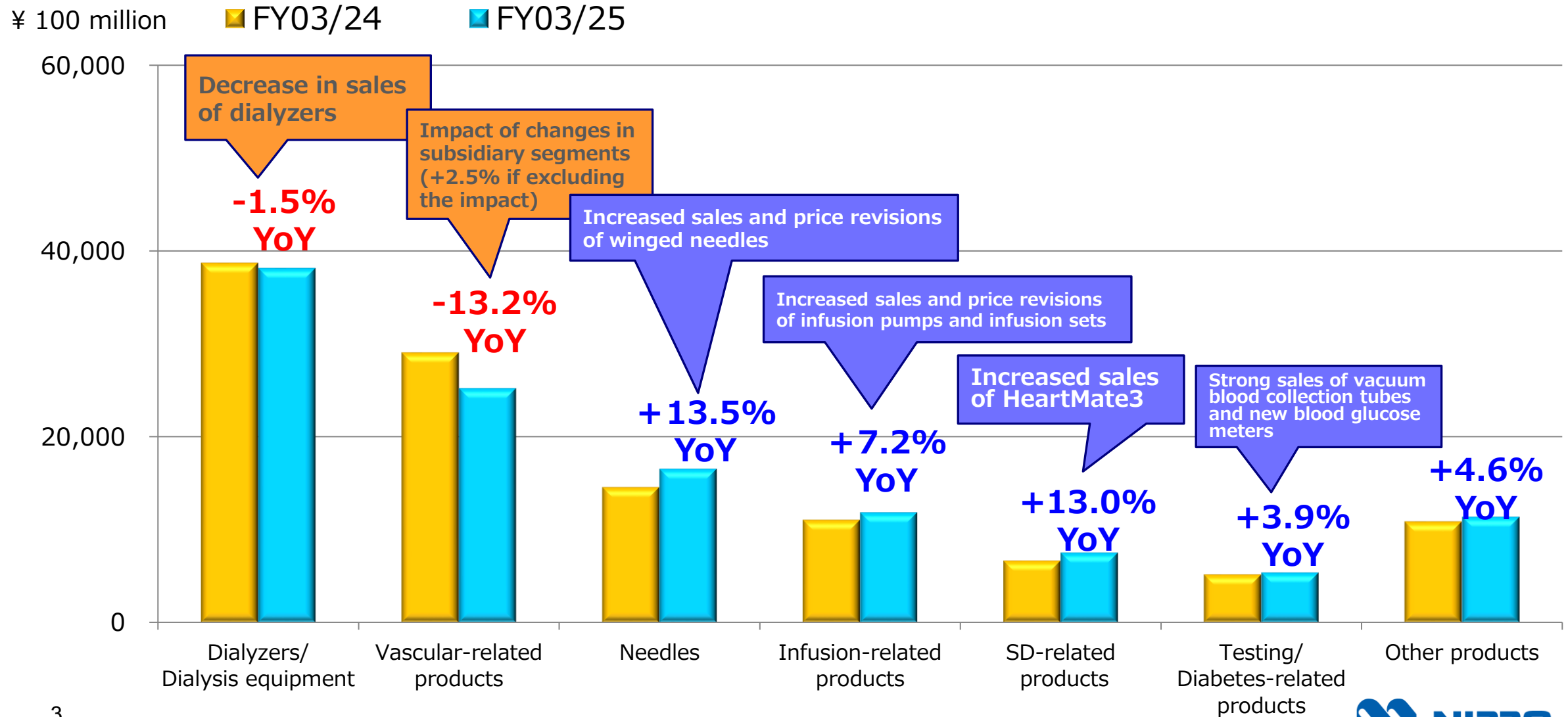
	FY03/25 Forecast	FY03/25 Actual	Change	Change (%)
Net sales	235,653	227,133	- 8,520	- 3.6%
Medical device	118,353	115,238	- 3,115	- 2.6%
Pharmaceutical	117,300	111,894	- 5,406	- 4.6%
Gross profit	72,368	70,067	- 2,301	- 3.2%
Operating profit	24,177	22,158	- 2,019	- 8.4%

Domestic Division - Comparison with the previous year

(¥ 100 million)

	FY03/24 Actual	FY03/25 Actual	Change	Change (%)
Net sales	225,656	227,133	+ 1,477	+ 0.7%
Medical device	114,892	115,238	+ 346	+ 0.3%
Pharmaceutical	110,764	111,894	+ 1,130	+ 1.0%
Gross profit	70,018	70,067	+ 48	+ 0.1%
Operating profit	21,815	22,158	+ 343	+ 1.6%

Domestic Medical devices - Net Sales by Product Category



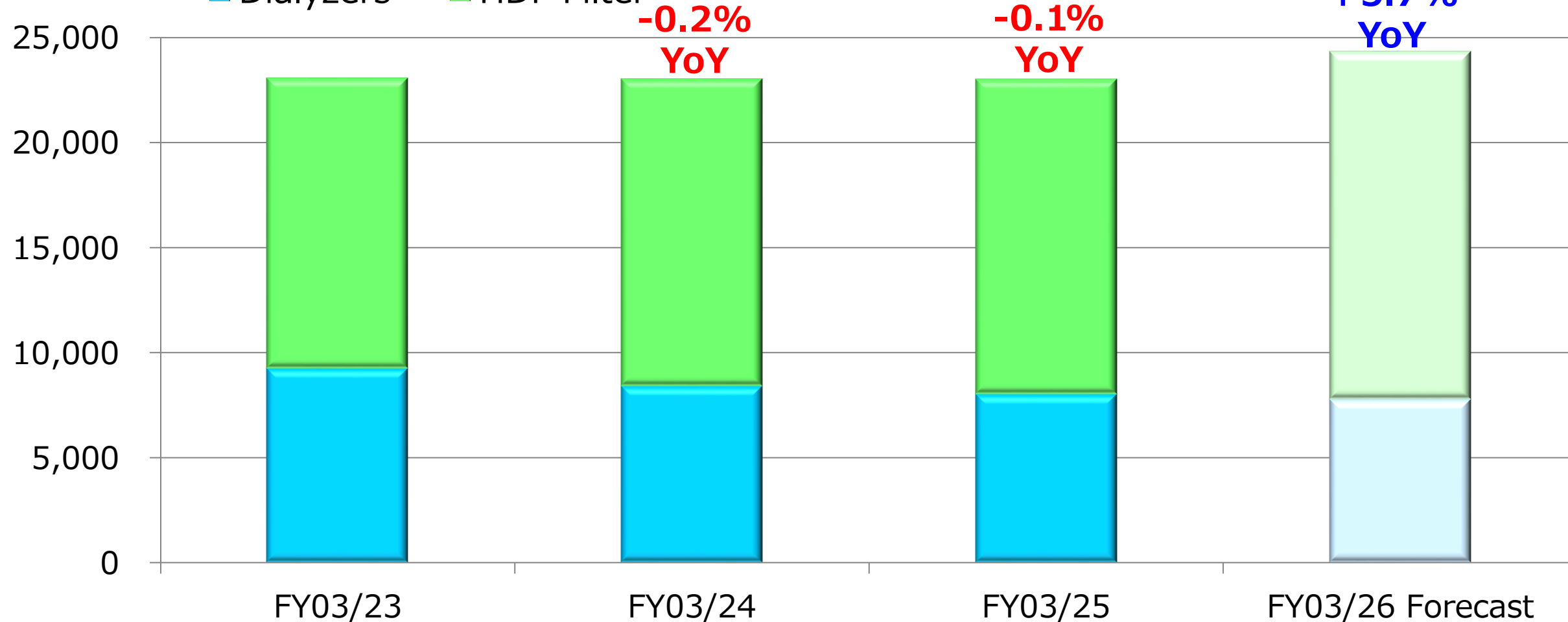
Dialyzers and HDF Filter - Sales volume trends



by the thousand

■ Dialyzers

■ HDF Filter



NIPRO HN LINE

Medical device data communication support system from Nipro



Electronic medical record



Hospital Network Line

Medical Electronic Blood Pressure Monitor



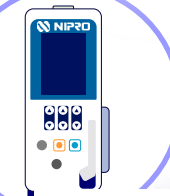
Dry clinical chemistry analyzer



Pulse oximeter



NIPRO
HN LINE



General-purpose infusion pumps

Telemetric cardiac transmitter



- **Work-Style Reform**
- **Improvement of Medical Safety**
- **Promoting efficiency of nursing operations**

“NIPRO HN LINE” supports the reform of work styles in the medical field through digital transformation.

SafeTech[®] Pro Infusion System

SafeTech[®]
Pro

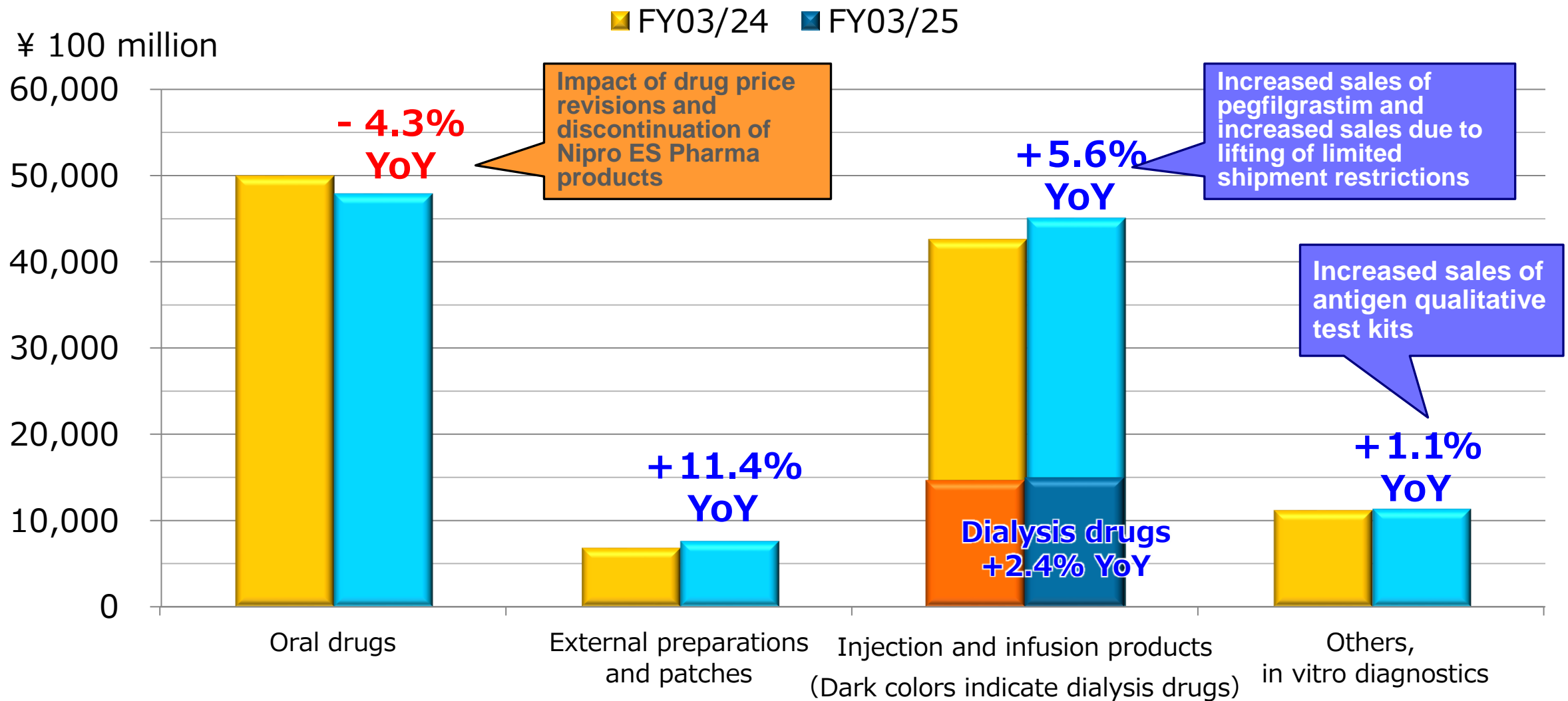


Aiming to improve the better quality of medical care in the field of critical care (ICU, operating room, emergency)

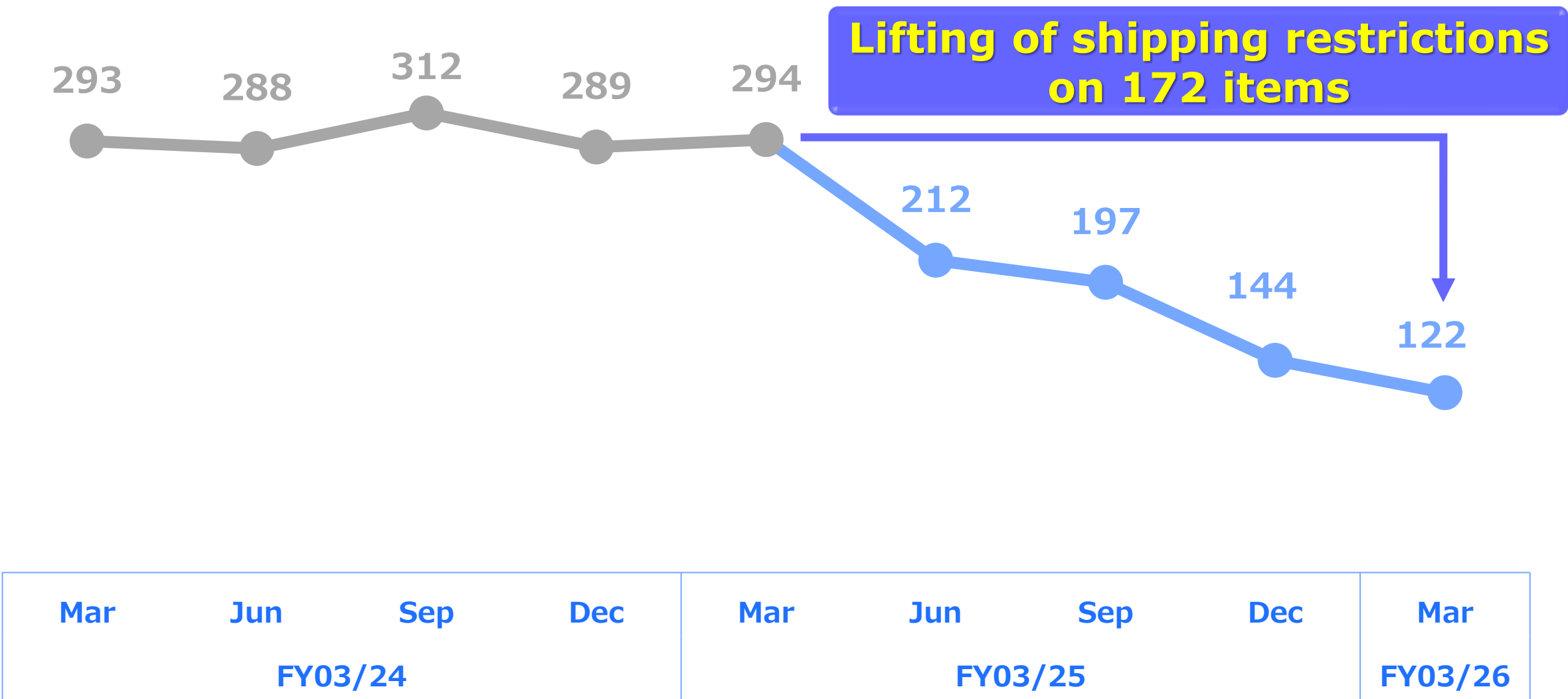


Released on November 11, 2024

Domestic Pharmaceuticals - Net Sales by Product Category



Pharmaceuticals - Number of items shipped limited



Domestic Division - FY03/26 Forecast

(¥ 100 million)

	Q4 FY03/25	FY03/26 Forecast	Change	Change (%)
Net sales	227,133	241,321	+ 14,187	+ 6.2%
Medical device	115,238	123,511	+ 8,273	+ 7.2%
Pharma- ceutical	111,894	117,810	+ 5,916	+ 5.3%
Gross profit	70,067	72,548	+ 2,481	+ 3.5%
Operating profit	22,158	24,504	+ 2,345	+ 10.6%